




































River Detectives at a Distance

Theme: Nature Study & Nature Play

Objective: To build greater awareness, appreciation and understanding of the natural world

Be guided by your teacher on which activities to choose. Please adhere to all current COVID-19 advice to safeguard your



Ways to be Smart	Knowing	Understanding	Applying	Analysing	Creating	Evaluating
 <p>Word Smart I learn best by reading, writing & speaking</p>	 <p>Read your favourite book about nature or watch Extraordinary about the wonders of being outside.</p>	<p>Sit in nature and write a poem or description about a tree, an insect, the weather, a flower. Use as many interesting adjectives as you can.</p>	 <p>Play I Spy outside. Can you find an object for every alphabet letter? Can you add an adjective? E.g. rough rock.</p>	<p>Choose a plant or animal to research and present some facts about it as a poster, quiz, slideshow or video.</p>	 <p>Make up a crossword or find-a-word of natural objects in your backyard or local park.</p>	 <p>Write a persuasive piece about why it is vital that all kids have nature in their lives. Provide three reasons.</p>
 <p>Number Smart I learn best by working with numbers/science</p>	<p>Collect sticks, rocks and other natural objects. Order them from lightest to heaviest, shortest to longest just by sight/feel. Can you measure them in grams/cm?</p>	 <p>Collect, list or draw natural objects that are symmetrical and those that are not symmetrical.</p>	<p>Use a hoop/string to make a circle on the ground. Make a prediction then count, sketch, list, classify everything you see in your circle. Try again in a different spot.</p>	<p>Learn about and record the different types of Wild Pollinators in your backyard or local park.</p> 	<p>Create 3D shapes out of sticks using string to bind them together</p> 	 <p>Can you predict the height of a tree, the circumference of a log, the length of a leaf, the width of a creek? How could you measure it?</p>
 <p>Picture Smart I learn best by drawing and visualising</p>	 <p>Use a magnifying glass or take a close up photo to study a flower, leaf or bug then sketch, colour and label it.</p>	<p>Draw what it might look like underground in an ant colony, the birds eye view of your backyard or what a garden might look like to a ladybird. Or do a nature mindful colouring sheet.</p>	 <p>Do Step 4 of the Wild Pollinators activity, take a photo, send it to your teacher to share on the River Detectives website.</p>	<p>Look at two examples of a seasonal calendar and start creating your own with pictures/words with the changes you notice each season. Add to it throughout the year.</p>	 <p>Make a map of your backyard. Include your favourite playing spot, thinking spot, what grows where, how animals use your yard. Colour it in.</p>	 <p>Choose a colour and take photos of objects to capture a spectrum of one colour. Eg. Order green plants from darkest to lightest.</p>
 <p>Body Smart I learn best by being active and hands on</p>	 <p>Collect leaves and flowers and press them between the pages of a heavy book. Use them to make cards.</p>	 <p>Go on a sensory walk. Close your eyes, feel natural objects, describe how they feel and how they make you feel.</p>	 <p>Learn about how ochre was used in traditional life. Find some rocks to grind up and make your own paint?</p>	 <p>Collect natural objects to represent the 7 colours of the rainbow. Are there any other colours you can include?</p>	<p>Make a nature mandala from objects in nature. Mandalas are circular and use symmetry. Take a photo of it to share with your teacher.</p>	<p>Make an outdoor obstacle course, document instructions and health tips. Make it as natural as possible – balance on a log, climb a tree, stomp in mud.</p>
 <p>Music Smart I learn best by making and listening to music</p>	 <p>Play bird calls and frog calls from the Field Guide to Victorian Fauna free App and enjoy nature's music. Identify calls at your place.</p>	 <p>Listen to bird or frog calls and then try to copy/imitate them. See if someone else can guess what animal you are.</p>	<p>Lie on your back outside and listen to a piece of relaxing music. Breathe deeply, be mindful. Feel every sensation and be grateful for nature.</p>	<p>Watch videos about brolgas and then enjoy watching how they are represented in Aboriginal dance. Can you move or dance like an animal?</p>	<p>Use sticks, rocks, leaves, bark, water, etc to make music. Play slow, fast. Find low notes and high notes. Can you use your bush instruments to make up your own song?</p>	 <p>Choose a piece of music that represents how you feel when you are in nature and explain why – is it the lyrics, melody, instruments? Choose a contrasting piece of music</p>
 <p>People Smart I learn best by working with others</p>	 <p>Go birdwatching and see if you can identify birds in your backyard. Use the free Birddata App and be a citizen scientist.</p>	 <p>Watch the clouds or stars with your family. Can you find shapes? How might aboriginal people have used them?</p>	<p>Interview people who you live with about their favourite place in nature. Discuss where it was, why they loved it, their memories of it, how it made them feel.</p>	 <p>Debate with a family member why children should be allowed to climb trees . . .</p>	 <p>Create a treasure hunt for your family OR write clues for them to find different objects.</p>	<p>Choose five suitable outdoor activities from this checklist, do them with your family then rate them in order or convince another family why they should do them too!</p>
 <p>Self Smart I learn best by myself</p>	 <p>Start a nature journal – spend time outdoors and document your findings with notes, sketches, collage.</p>	 <p>We don't often think about our own habitat. Use this worksheet to Observe and record what's in YOUR habitat</p>	<p>Collect a variety of natural objects that you love and use them to create a weaving. Hang it somewhere special to connect you with nature.</p>	<p>Crush and smell different types of flowers/leaves. Classify the smells. Use them to make your own potions/perfumes. Add them to mud pies.</p> 	 <p>Generate research questions about nature eg. How do ants know when it's going to rain? Why are summer days longer?</p>	 <p>Use a device to capture creatures in slow motion. Compare them. Evaluate how and why they move that way.</p>

Send your efforts to your teacher and it may be shared in the school newsletter or on Billabong Banter at www.riverdetectives.net.au Make sure you have permission from parents first.