














# Water quality ratings - Melbourne region






pH

0-5	5.1 – 5.5	5.6 – 6	6.1 – 7	7.1 – 8	8.1 – 8.5	8.6 – 9	9.1 - 14
							
Very poor	Poor	Very good	Excellent	Very Good	Good	Poor	Very Poor






Reactive phosphorous (ppb)

0	0	0 – 100	101 – 300	>300
				
Excellent	Very Good	Good	Poor	Very Poor

Turbidity (NTU)

0 - 15	15.1 – 17.5	17.6 - 20	21 - 30	>30
				
Excellent	Very Good	Good	Poor	Very Poor

Electrical Conductivity ( $\mu\text{S}/\text{cm}$ )

EAST	0 – 100	101 – 250	251 – 500	501 – 750	>750
WEST	0 - 200	201 - 500	501 - 1000	1001 - 1500	>1500
RATING					
	Excellent	Very Good	Good	Poor	Very Poor